

31 May 2023

INVESTMENT OBJECTIVES:

The Four Quadrant Dynamic Allocation Fund OEIC Limited will seek to generate long-term capital growth as well as cash distributions through a portfolio of global real estate investments via individual securities, separately managed accounts and commingled vehicles. The Fund will target 8-10% per annum in net total returns over a rolling five-year cycle. The Fund will also target an annual dividend in the range of 5%. The Fund aims to allocate dynamically across public real estate equity, private real estate equity, public real estate debt and private real estate debt (each a "Quadrant" and together the "Four Quadrants").

PERFORMANCE (%):

	1M	2M	3M	6M	1Y	S.I.
FQDAF	-0.86	-0.26	-0.90	-	-	-0.15

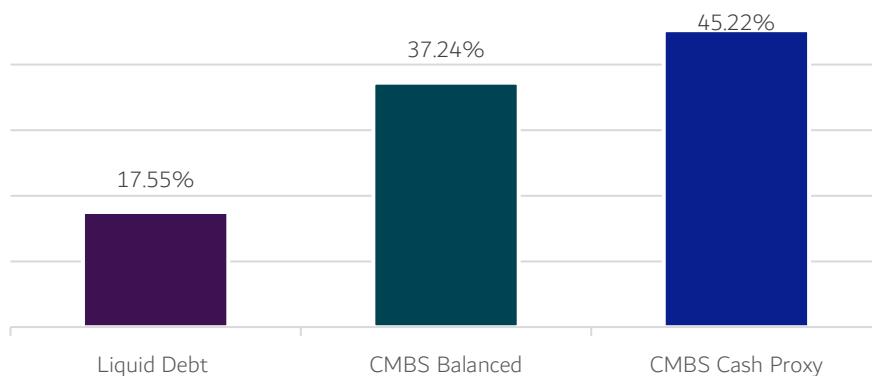
*The performance is calculated from I(acc) USD share class since inception 15 February 2023.

Past performance is not an indicator or guarantee of future performance. The value of shares in the fund and income received from it can go down as well as up, and investors may not get back the full amount invested. Performance may also be affected by currency fluctuations of the underlying holdings.

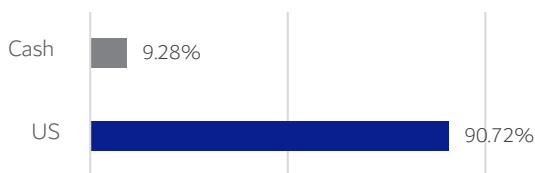
INVESTMENT OVERVIEW:

Key Metrics			
Balanced CMBS Sleeve		CMBS Cash Proxy Sleeve	
YTM	7.69%	YTM	5.45%
Duration	4.93years	Duration	2.37years
Average Rating	AA/AA-	Average Rating	AAA

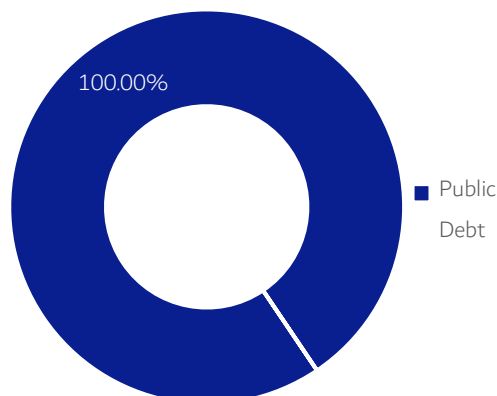
SUB INVESTMENT ALLOCATION:



GEOGRAPHIC ALLOCATION:



INVESTMENT BY QUADRANT:



TOP TEN HOLDINGS*

Name	% holding	Sleeve
PRINCIPAL REAL ESTATE LIQUID DEBT FUND	17.55%	Liquid Debt
BMARK 2023-B38 A2 Apr 56 5.626%	5.15%	CMBS Cash Proxy
COMM 2014-LC15 A4 Apr 47 4.006%	5.08%	CMBS Cash Proxy
FHMS K049 A2 Jul 25 3.01%	4.98%	CMBS Cash Proxy
FHMS K054 A2 Jan 26 2.745%	4.94%	CMBS Cash Proxy
FHLMC MULTICLASS SER K732 CL A2 3.7% 05-25-2025	4.93%	CMBS Cash Proxy
CMO BENCHMARK 2021-B31 CL A-5 2.5745% 12-15-2054	4.25%	CMBS Balanced
BANK 2020-BN25 C Jan 63 Floating	3.83%	CMBS Balanced
BMO 2023-C5 C Jun 56 Floating	3.67%	CMBS Balanced
MSWF 2023-1 B May 33 Floating	2.65%	CMBS Balanced

57.01%

*This indicative benchmark is calculated by Aditum Investment Management Limited using the SOFR rate published by Bloomberg, assuming ACT/360 interest rate calculation, full notional invested and reinvested each month as of the last rate published the previous month.


MAY HIGHLIGHTS:





- **Balanced CMBS:** eight investments totaling c.\$6m were made over the month. The portfolio continues to carry a bias towards higher quality bond sectors while positioning for attractive risk-adjusted yield and total return. AAA bonds provide defensive positioning, liquidity, and reasonable carry; AA and Single-A bonds offer strong relative value, attractive positioning on the CMBS credit curve, strong carry, and longer-term total return potential; Interest only strips contribute high current yield, lower duration, and a unique cash flow that aids in portfolio diversification.
- **CMBS Cash Proxy:** three investments totaling c.\$4m were made over the month. The portfolio remains concentrated in AAA securities carrying defensive credit positioning and strong liquidity profiles including Agency guaranteed and conduit super senior AAA bonds.

SHARE CLASS INFORMATION

Share Class	AMC	Placement Fee	Deferred Sales Fee	ISIN
Class A ACC	0.95%	Up to 3%		AEDFXA24C006
Class A INC	0.95%	Up to 3%		AEDFXA24C014
Class B ACC	0.95%		3%	AEDFXA24C022
Class B INC	0.95%		3%	AEDFXA24C030
Class C INC	0.95%		5%	AEDFXA24C048
Class C INC	0.95%		5%	AEDFXA24C055
Class R ACC	0.50%	Up to 3%		AEDFXA24C063
Class R INC	0.50%	Up to 3%		AEDFXA24C071
Class S ACC	0.95%		2%	AEDFXA24C089
Class S INC	0.95%		2%	AEDFXA24C097
Class I ACC	0.35%	Up to 1%		AEDFXA24C105
Class I ACC	0.35%	Up to 1%		AEDFXA24C113

CONTACT DETAILS:

 Aditum Investment Management Limited
Office 202, Level 2, The Exchange, Gate Village 11
Dubai International Financial Centre.
Dubai, UAE

 PO Box 506605
 Telephone: +971 4 875 3700
 Email: info@aditumim.com
 www.aditumim.com

DISCLAIMER

This information has been provided in good faith and from sources believed to be reliable but no guarantee is given as to its accuracy. Past performance is no guarantee of future returns and investors may get back less than the amount originally invested. The value of investments can go down as well as up.

The information contained in this document is provided for information purposes only and does not constitute investment advice. Potential investors are reminded to seek professional advice before investing.

Dissemination of this information is strictly prohibited and the content remains the property of Aditum Investment Management Limited, a company incorporated in the Dubai International Financial Centre and regulated by the Dubai Financial Services Authority. Data source: Aditum, Bloomberg, USD terms, income reinvested, bid to bid, periods as stated.

Aditum Investment Management Limited is regulated by the DFSA for the provision of Managing Collective Investment Funds, Arranging Deals in Investments, Advising on Financial Products, Arranging Custody, Managing Assets and Arranging Credit and Advising on Credit. Aditum Investment Management Limited holds an Islamic Endorsement to conduct Islamic Financial Business by Operating an Islamic Window.

All communications and services are directed at Market Counterparties and Professional Clients only (as defined in the DFSA rulebook), persons other than Market Counterparties and Professional Clients, such as Retail Clients, are NOT the intended recipients of our communications or services.

Aditum Investment Management Limited is a company established in the DIFC pursuant to the DIFC Companies Law with registration number CL2833.